

Dimensions for AC and DC Operation

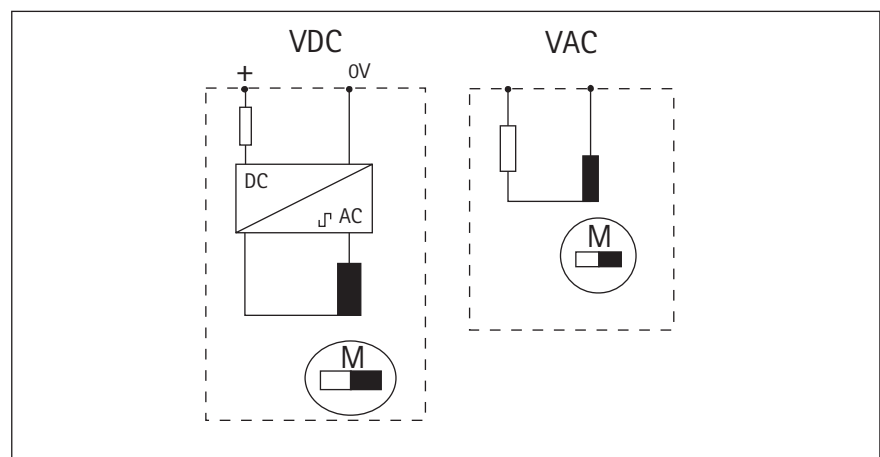


- Low-cost
- DIN dimensions 24 x 48 mm, 48 x 48 mm or 72 x 72 mm
- Highly legible display
- Simple installation
- No reset

TECHNICAL DATA

Display	7-digit, 0 ... 99999.99 h
Digit height	5 mm, visual
Supply voltage V_{op}	acc. to order information + 10 % (230 VAC + 15 %)
Power consumption	0.7 VA or max 750 mW on DC
Operating temperature	- 10 ... + 50 °C
Storage temperature	- 20 ... + 70 °C
El. connection	screw terminals for cables of max. 2.5 mm ² and AMP connector 6.3 x 0.8 mm
Mounting	with clamping frame (Ordering code 2 891 016)
Mounting position	roller axis horizontal
Protection class (IEC 144)	front IP 66; screw terminals IP 20, AMP connectors IP 00
Vibro stability	30 m/s ² (10 ... 500 Hz) acc. to IEC 068-2-6
Shock stability	800 m/s ² (6 ms) acc. to IEC 068-2-27
General design	acc. to DIN VDE, part 1, protection according to class II, Contamination level 2; Overvoltage category II
Weight	approx. 50 g
Approvals	UL: E 130453 (M), CSA (only AC version)
Reset	none

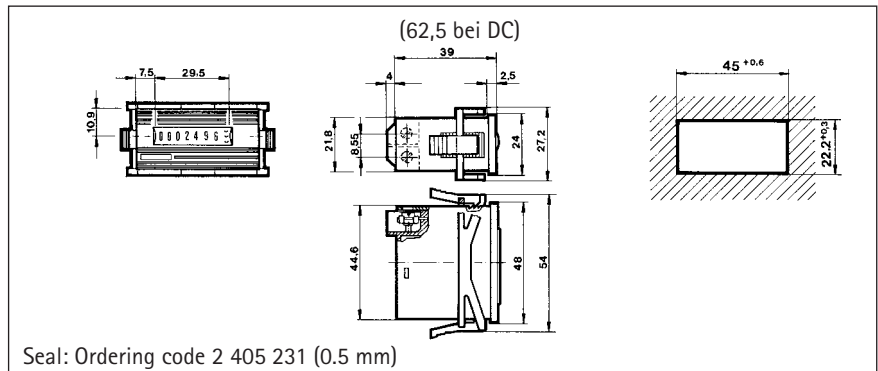
CONNECTION DIAGRAM



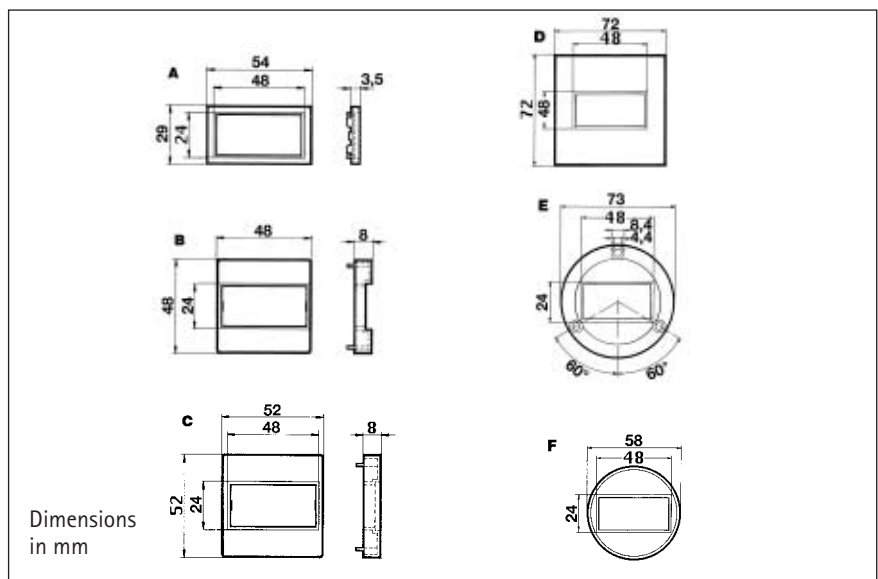
Type 891

Technical data

DIMENSIONS Counter



Installation frame



ORDER INFORMATION Counter

Voltage	Power consumption	50 Hz Ordering code	60 Hz Ordering code
24 VAC	0.1 VA	0 891 201	0 891 202
115 VAC	0.6 VA	0 891 203	0 891 204
230 VAC	0.7 VA	0 891 211	0 891 206
100 VAC	0,3 VA	0 891 213	0 891 214
200 VAC	0.7 VA	0 891 215	0 891 216

Voltage	Max. power consumption	Ordering code	external resistor
12... 36 VDC	350 mW	0 891 331	
40... 60 VDC	620 mW	0 891 331	+ 6,8 kΩ/1 W
80...125 VDC	1100 mW	0 891 331	+ 15 kΩ/1 W

Installation frame

	Size	Installation cutout	Frame Ordering code	Seal Ordering code
A	54 x 29 mm	50 x 25 mm	2 405 218	2 405 232
B	48 x 48 mm	45 x 45 mm	2 405 219	2 405 233
C	52 x 52 mm	∅ 50 mm	2 405 220	2 405 234
D	72 x 72 mm	68 x 68 mm	1 405 672	2 405 235
E	∅ 73 mm	∅ 50 mm	2 405 223	2 405 237
F	∅ 58 mm	∅ 50 mm	2 405 224	2 405 236