

Description

- 5 m sensing range
- 16 to 64 parallel beams
- 28 or 56 mm beam spacing
- Active height of 425 mm to 1770 mm
- Detector length of 570 mm to 2105 mm
- Flexible or non-flexible cable
- Plug connection to controller
- Slim line (10x28 mm) or leading edge (37,5x13 mm) detector housing
- Power indicator
- Static and dynamic applications



The SpaceGuard SG 11 light curtain series, which consists of a transmitter detector, SGT and receiver detector, SGR, is made to operate in conjunction with a controller SGC 11. The detectors are housed in an aluminium profile available in a slim line design (10 x 28 mm) and a leading edge design (37,5 x 13 mm). The system can be used both in static and dynamic installations.

Technical Data

		28 mm channel spacing		56 mm channel spacing	
		SGT	SGR	SGT	SGR
Light source		Infrared (940 nm)	–	Infrared (940 nm)	–
Number of channels (diodes per detector)		16, 24, 32, 48, 56 or 64		16, 24 or 32	
Number of parallel beams		16, 24, 32, 48, 56 or 64		16, 24 or 32	
Active height		425, 650, 875, 1100, 1320, 1545 or 1770 mm		845, 1295 or 1740 mm	
Channel spacing		Between channel 1 and bottom of housing: 22 mm Between other channels: 28 mm		Between channel 1 and bottom of housing: 22 mm Between other channels: 56 mm	
Power on indicator		Red LED			
Housing dimensions		Slim Line A		10 x 28 mm	
		Leading Edge B		37,5 x 13 mm	
Housing material		Profile		Aluminium (black anodised)	
		Lens cover		Acrylic (A housing) / Polycarbonate (B housing)	
Connection		5 pin, 240° DIN plug	5 pin, 180° DIN plug	5 pin, 240° DIN plug	5 pin, 180° DIN plug
Cable, PVC Ø 5,2 mm		5 x 0,14 mm ²			

Environmental Data

Light immunity @ 20° incidence		> 10 000 lux
Temperature, operation		–20 to +55 °C
Temperature, storage		–40 to +80 °C
Sealing class A/B housing		IP 54
Approvals		CE

Available Types

Slim Line A

Transmitter Detector	Housing Length	Active Height	Connection		4 m flexible cable	4 m non-flexible cable	0.5 m flexible cable	0.5 m non-flexible cable
			No of Beams	Beam Space				
			Order Reference					
Transmitter Detector	570 mm	425 mm	16	28 mm	SGT 057-016-A1-A-4F	SGT 057-016-A1-A-4	SGT 057-016-A1-A-0.5F	SGT 057-016-A1-A-0.5
	795 mm	650 mm	24		SGT 080-024-A1-A-4F	SGT 080-024-A1-A-4	SGT 080-024-A1-A-0.5F	SGT 080-024-A1-A-0.5
	1020 mm	845 mm	16	56 mm	SGT 102-016-B1-A-4F	SGT 102-016-B1-A-4	SGT 102-016-B1-A-0.5F	SGT 102-016-B1-A-0.5
		875 mm	32	28 mm	SGT 102-032-A1-A-4F	SGT 102-032-A1-A-4	SGT 102-032-A1-A-0.5F	SGT 102-032-A1-A-0.5
	1245 mm	1100 mm	40		SGT 125-040-A1-A-4F	SGT 125-040-A1-A-4	SGT 125-040-A1-A-0.5F	SGT 125-040-A1-A-0.5
	1470 mm	1295 mm	24	56 mm	SGT 147-024-B1-A-4F	SGT 147-024-B1-A-4	SGT 147-024-B1-A-0.5F	SGT 147-024-B1-A-0.5
		1320 mm	48	28 mm	SGT 147-048-A1-A-4F	SGT 147-048-A1-A-4	SGT 147-048-A1-A-0.5F	SGT 147-048-A1-A-0.5
	1695 mm	1545 mm	56		SGT 170-056-A1-A-4F	SGT 170-056-A1-A-4	SGT 170-056-A1-A-0.5F	SGT 170-056-A1-A-0.5
	1995 mm	1740 mm	32	56 mm	SGT 200-032-B1-A-4F	SGT 200-032-B1-A-4	SGT 200-032-B1-A-0.5F	SGT 200-032-B1-A-0.5
		1770 mm	64	28 mm	SGT 200-064-A1-A-4F	SGT 200-064-A1-A-4	SGT 200-064-A1-A-0.5F	SGT 200-064-A1-A-0.5
	2105 mm	1740 mm	32	56 mm	SGT 210-032-B1-A-4F	SGT 210-032-B1-A-4	SGT 210-032-B1-A-0.5F	SGT 210-032-B1-A-0.5
		1770 mm	64	28 mm	SGT 210-064-A1-A-4F	SGT 210-064-A1-A-4	SGT 210-064-A1-A-0.5F	SGT 210-064-A1-A-0.5

Receiver Detector	570 mm	425 mm	16	28 mm	SGR 057-016-A1-A-4F	SGR 057-016-A1-A-4	SGR 057-016-A1-A-0.5F	SGR 057-016-A1-A-0.5
	795 mm	650 mm	24		SGR 080-024-A1-A-4F	SGR 080-024-A1-A-4	SGR 080-024-A1-A-0.5F	SGR 080-024-A1-A-0.5
	1020 mm	845 mm	16	56 mm	SGR 102-016-B1-A-4F	SGR 102-016-B1-A-4	SGR 102-016-B1-A-0.5F	SGR 102-016-B1-A-0.5
		875 mm	32	28 mm	SGR 102-032-A1-A-4F	SGR 102-032-A1-A-4	SGR 102-032-A1-A-0.5F	SGR 102-032-A1-A-0.5
	1245 mm	1100 mm	40		SGR 125-040-A1-A-4F	SGR 125-040-A1-A-4	SGR 125-040-A1-A-0.5F	SGR 125-040-A1-A-0.5
	1470 mm	1295 mm	24	56 mm	SGR 147-024-B1-A-4F	SGR 147-024-B1-A-4	SGR 147-024-B1-A-0.5F	SGR 147-024-B1-A-0.5
		1320 mm	48	28 mm	SGR 147-048-A1-A-4F	SGR 147-048-A1-A-4	SGR 147-048-A1-A-0.5F	SGR 147-048-A1-A-0.5
	1695 mm	1545 mm	56		SGR 170-056-A1-A-4F	SGR 170-056-A1-A-4	SGR 170-056-A1-A-0.5F	SGR 170-056-A1-A-0.5
	1995 mm	1740 mm	32	56 mm	SGR 200-032-B1-A-4F	SGR 200-032-B1-A-4	SGR 200-032-B1-A-0.5F	SGR 200-032-B1-A-0.5
		1770 mm	64	28 mm	SGR 200-064-A1-A-4F	SGR 200-064-A1-A-4	SGR 200-064-A1-A-0.5F	SGR 200-064-A1-A-0.5
	2105 mm	1740 mm	32	56 mm	SGR 210-032-B1-A-4F	SGR 210-032-B1-A-4	SGR 210-032-B1-A-0.5F	SGR 210-032-B1-A-0.5
		1770 mm	64	28 mm	SGR 210-064-A1-A-4F	SGR 210-064-A1-A-4	SGR 210-064-A1-A-0.5F	SGR 210-064-A1-A-0.5

Leading Edge B

Transmitter Detector	570 mm	425 mm	16	28 mm	SGT 057-016-A1-B-4F	SGT 057-016-A1-B-4	SGT 057-016-A1-B-0.5F	SGT 057-016-A1-B-0.5
	795 mm	650 mm	24		SGT 080-024-A1-B-4F	SGT 080-024-A1-B-4	SGT 080-024-A1-B-0.5F	SGT 080-024-A1-B-0.5
	1020 mm	845 mm	16	56 mm	SGT 102-016-B1-B-4F	SGT 102-016-B1-B-4	SGT 102-016-B1-B-0.5F	SGT 102-016-B1-B-0.5
		875 mm	32	28 mm	SGT 102-032-A1-B-4F	SGT 102-032-A1-B-4	SGT 102-032-A1-B-0.5F	SGT 102-032-A1-B-0.5
	1245 mm	1100 mm	40		SGT 125-040-A1-B-4F	SGT 125-040-A1-B-4	SGT 125-040-A1-B-0.5F	SGT 125-040-A1-B-0.5
	1470 mm	1295 mm	24	56 mm	SGT 147-024-B1-B-4F	SGT 147-024-B1-B-4	SGT 147-024-B1-B-0.5F	SGT 147-024-B1-B-0.5
		1320 mm	48	28 mm	SGT 147-048-A1-B-4F	SGT 147-048-A1-B-4	SGT 147-048-A1-B-0.5F	SGT 147-048-A1-B-0.5
	1695 mm	1545 mm	56		SGT 170-056-A1-B-4F	SGT 170-056-A1-B-4	SGT 170-056-A1-B-0.5F	SGT 170-056-A1-B-0.5
	1995 mm	1740 mm	32	56 mm	SGT 200-032-B1-B-4F	SGT 200-032-B1-B-4	SGT 200-032-B1-B-0.5F	SGT 200-032-B1-B-0.5
		1770 mm	64	28 mm	SGT 200-064-A1-B-4F	SGT 200-064-A1-B-4	SGT 200-064-A1-B-0.5F	SGT 200-064-A1-B-0.5
	2105 mm	1740 mm	32	56 mm	SGT 210-032-B1-B-4F	SGT 210-032-B1-B-4	SGT 210-032-B1-B-0.5F	SGT 210-032-B1-B-0.5
		1770 mm	64	28 mm	SGT 210-064-A1-B-4F	SGT 210-064-A1-B-4	SGT 210-064-A1-B-0.5F	SGT 210-064-A1-B-0.5

Receiver Detector	570 mm	425 mm	16	28 mm	SGR 057-016-A1-B-4F	SGR 057-016-A1-B-4	SGR 057-016-A1-B-0.5F	SGR 057-016-A1-B-0.5
	795 mm	650 mm	24		SGR 080-024-A1-B-4F	SGR 080-024-A1-B-4	SGR 080-024-A1-B-0.5F	SGR 080-024-A1-B-0.5
	1020 mm	845 mm	16	56 mm	SGR 102-016-B1-B-4F	SGR 102-016-B1-B-4	SGR 102-016-B1-B-0.5F	SGR 102-016-B1-B-0.5
		875 mm	32	28 mm	SGR 102-032-A1-B-4F	SGR 102-032-A1-B-4	SGR 102-032-A1-B-0.5F	SGR 102-032-A1-B-0.5
	1245 mm	1100 mm	40		SGR 125-040-A1-B-4F	SGR 125-040-A1-B-4	SGR 125-040-A1-B-0.5F	SGR 125-040-A1-B-0.5
	1470 mm	1295 mm	24	56 mm	SGR 147-024-B1-B-4F	SGR 147-024-B1-B-4	SGR 147-024-B1-B-0.5F	SGR 147-024-B1-B-0.5
		1320 mm	48	28 mm	SGR 147-048-A1-B-4F	SGR 147-048-A1-B-4	SGR 147-048-A1-B-0.5F	SGR 147-048-A1-B-0.5
	1695 mm	1545 mm	56		SGR 170-056-A1-B-4F	SGR 170-056-A1-B-4	SGR 170-056-A1-B-0.5F	SGR 170-056-A1-B-0.5
	1995 mm	1740 mm	32	56 mm	SGR 200-032-B1-B-4F	SGR 200-032-B1-B-4	SGR 200-032-B1-B-0.5F	SGR 200-032-B1-B-0.5
		1770 mm	64	28 mm	SGR 200-064-A1-B-4F	SGR 200-064-A1-B-4	SGR 200-064-A1-B-0.5F	SGR 200-064-A1-B-0.5
	2105 mm	1740 mm	32	56 mm	SGR 210-032-B1-B-4F	SGR 210-032-B1-B-4	SGR 210-032-B1-B-0.5F	SGR 210-032-B1-B-0.5
		1770 mm	64	28 mm	SGR 210-064-A1-B-4F	SGR 210-064-A1-B-4	SGR 210-064-A1-B-0.5F	SGR 210-064-A1-B-0.5

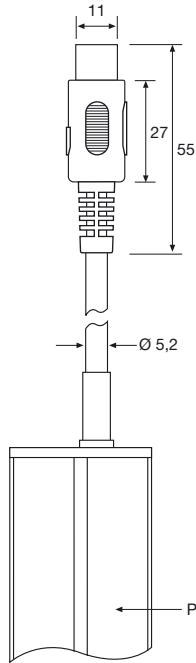
- Note: 1. The transmitter SGT and the receiver SGR set must always have the same number of light beams and the same beam spacing
 2. Special lengths are available upon request
 3. Special epoxy moulding for IP 65 rating available upon request

Dimensions and Descriptions

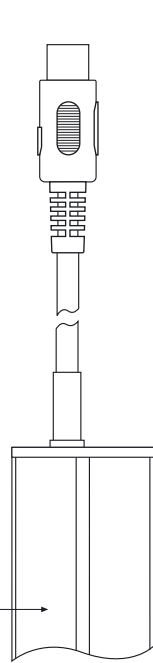
Leading Edge B

Details

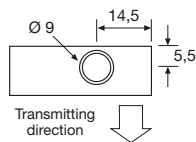
SGT
Top Front View



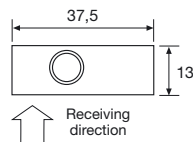
SGR
Top Front View



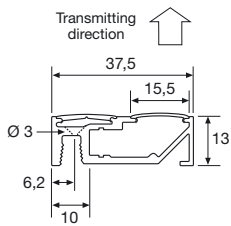
Top View



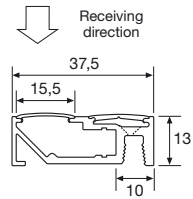
Top View



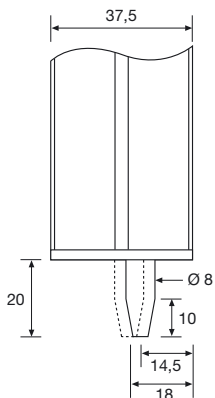
Bottom View
Cross Section



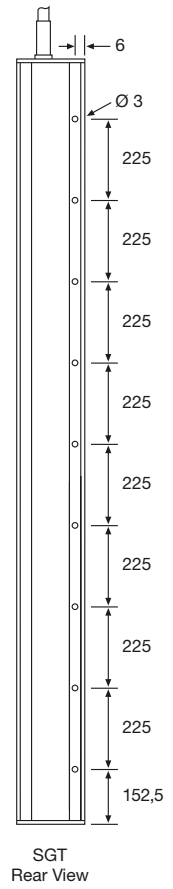
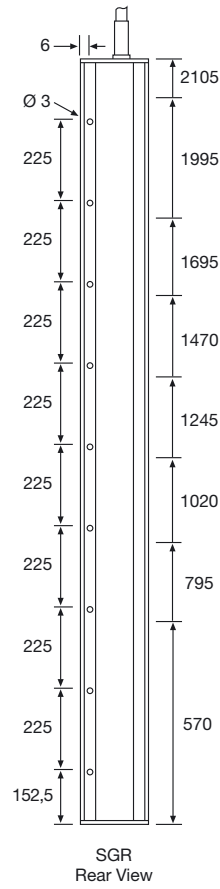
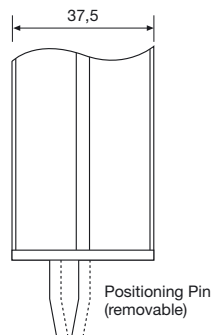
Bottom View
Cross Section



Bottom Front View




Bottom Front View



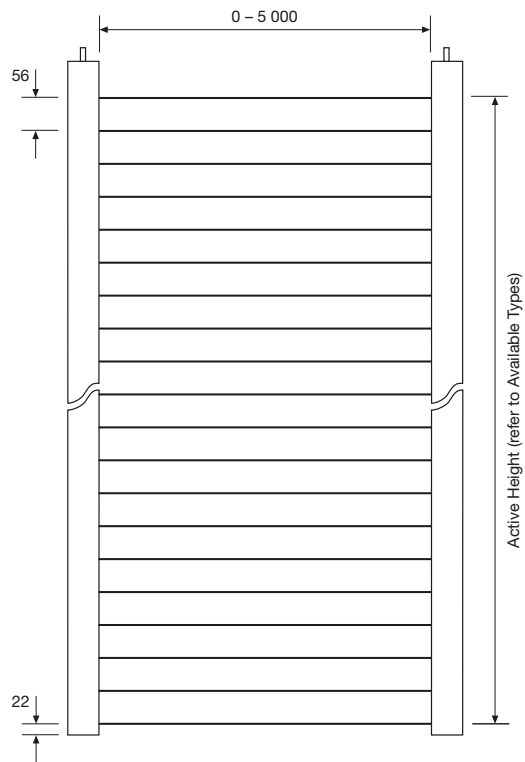
SGT/SGR 057 to 210

(Units in mm)

Beam Patterns



28 mm channel spacing

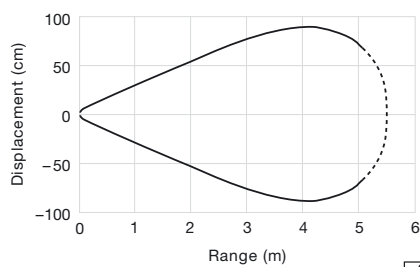


56 mm channel spacing

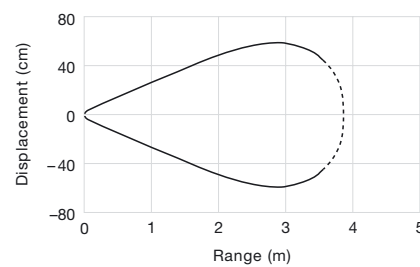
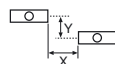
(Units in mm)

Sensing Characteristics

Parallel Displacement



Slim Line A



Leading Edge B



Extension Cables

Dimension Drawing	Cable Type	Installation	Sealing Class	Length	Connector	Transmitter	Receiver
						5 pin, 240° DIN plug	5 pin, 180° DIN plug
						Order reference	
	Non-Flexible	Static	IP 67	4 m	PVC	CAG 5 S 4	CAH 5 S 4
	Flexible	Dynamic				CBG 5 S 4	CBH 5 S 4

Telco reserves the right to change specifications without notice.